

# REMOVE

## FLOOR POLISH STRIPPER

- **Rapid action - quickly penetrates polish films**
- **Pleasant floral fragrance**
- **Biodegradable and phosphate free**

### USES

A traditional alkaline-based floor stripper to remove even aged on polish film.

A low odour, red liquid floor stripper, free from harsh solvents and ammonia that produces a clean, receptive base for a new application of polish.

Effective on both metallised and non-metallised floor polishes. Ideal to strip emulsion polish from linoleum, thermoplastic floors, rubber, sealed wood and terrazzo.

### DIRECTIONS

REMOVE should be diluted at 1 part to 10 parts of cold or warm water, then applied to the floor and given up to 15 minutes to soak on. After this soak on period, scrub the floor thoroughly with a scrubbing machine fixed with a nylon scrubbing pad or alternatively a stiff brush will suffice. This solution should then be removed from the floor by either mopping or by using a suction drier.

Before any polish can be re-applied the area should be thoroughly rinsed with clean water and allowed to dry. REMOVE can be used undiluted by hand for removal of polish build-up in difficult areas, ie. around the edges of rooms.


Apply REMOVE sparingly over a small area at a time, scrub the surface until the polish is loosened then rinse with plenty of clean water. A second application may be necessary for heavy build-up.



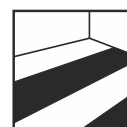
### DILUTIONS

REMOVE : WATER	
Fast Action 1:10	Standard Action 1:20

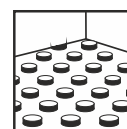
Code: 102



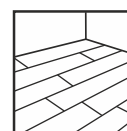
Linoleum



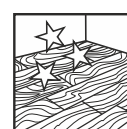
PVC



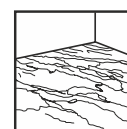
Rubber



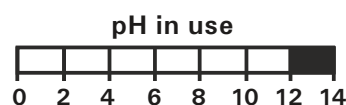
Laminate



Sealed  
wood



Marble



### PACK SIZES



5L